

Scaled data based on original data using
LM-79-08 Approved Method: Electrical and Photometric Measurements of Solid-
State Lighting Products

Test Report Prepared for
Cooper Lighting Solutions
(formerly Eaton)

Brand: McGRAW-EDISON

Report Number: P192349

Luminaire Tested: **GLEON-AF-01-LED-E1-T4W-7050-600**

Issue Date: 3/3/2020

Test Information

Test Method: LM-79-08
Report Number: P192349
TEST IS SCALED FROM IESNA LM-79-08 TEST DATA (P24147)
Test Lab: INNOVATION CENTER P2
Issue Date: 3/3/2020
Manufacturer: COOPER LIGHTING SOLUTIONS (FORMERLY EATON)
Product Line: MCGRAW-EDISON
Catalog Number: GLEON-AF-01-LED-E1-T4W-7050-600
Description: GALLEON AREA AND ROADWAY LUMINAIRE
(1) 70 CRI, 5000K, 615mA LIGHTSQUARE WITH 16 LEDS EACH AND TYPE IV WIDE OPTICS
Light Source: -
Ballast/Driver: ELECTRONIC DRIVER

Summary

Lumens per Lamp: N/A
Luminaire Lumens: 4077 lumens
Efficiency: N/A
Efficacy: 119.9 lumens/watt
Luminous Opening: Rectangular (W 0.5' x L: 0.5' x H: 0')
IES Classification: Type IV - Short - Semi-Cutoff
BUG Rating: B1 - U0 - G1

Input Watts (W): 34
Input Voltage (V): NR
Input Current (Ain): NR
Voltage Rise (V): NR
Power Factor: NR
Total Harmonic Distortion (THDi): NR
Frequency (hertz): 60
Stabilization Time: NR
Operation Time: NR
Ambient Temperature (°C): NR
Test Distance: 25 FT

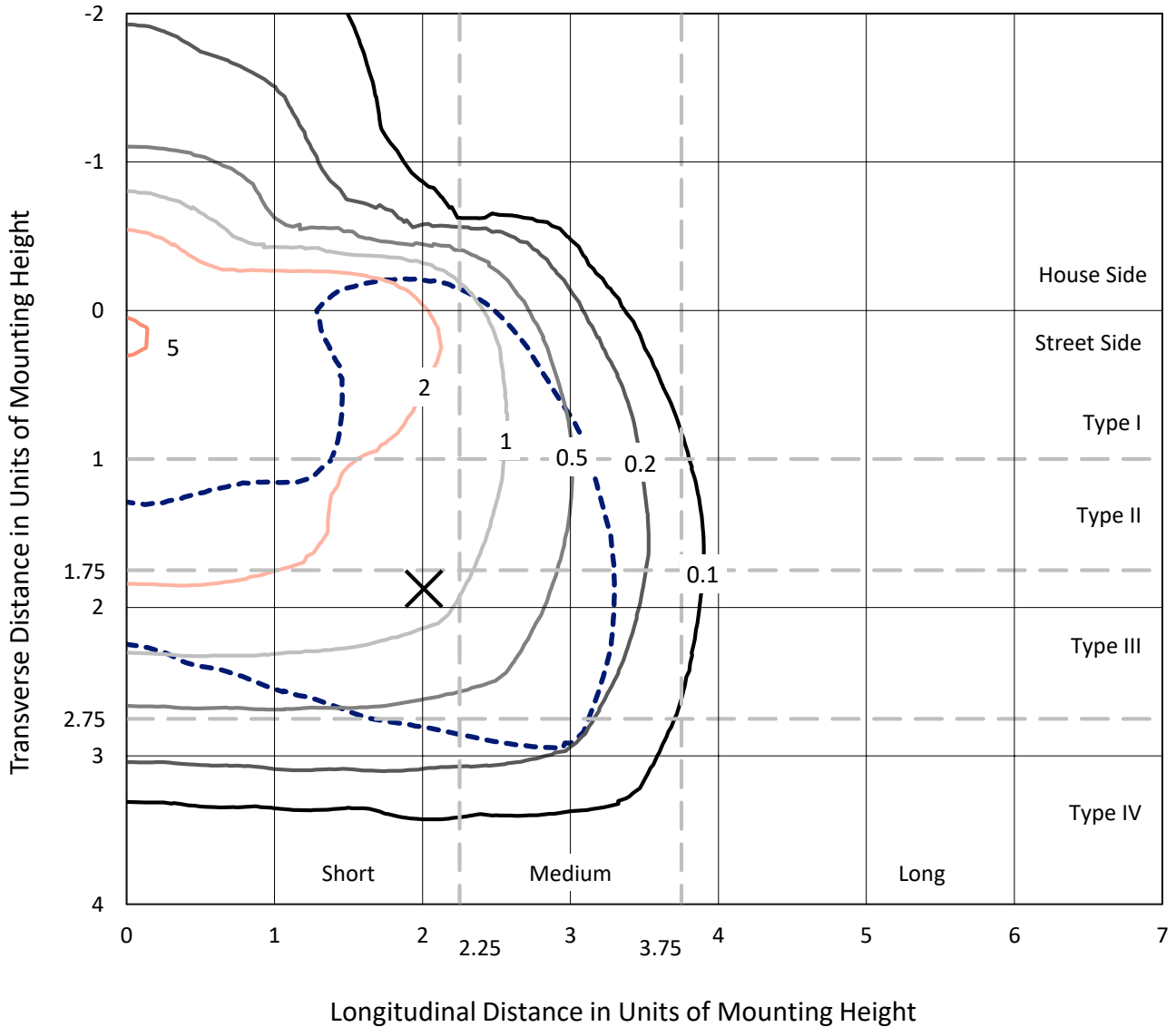


REPORT NUMBER: P192349

CATALOG NUMBER: GLEON-AF-01-LED-E1-T4W-7050-600

Iso-Footcandle Lines of Horizontal Illumination

✕ Max cd
 - - - 1/2 Max cd

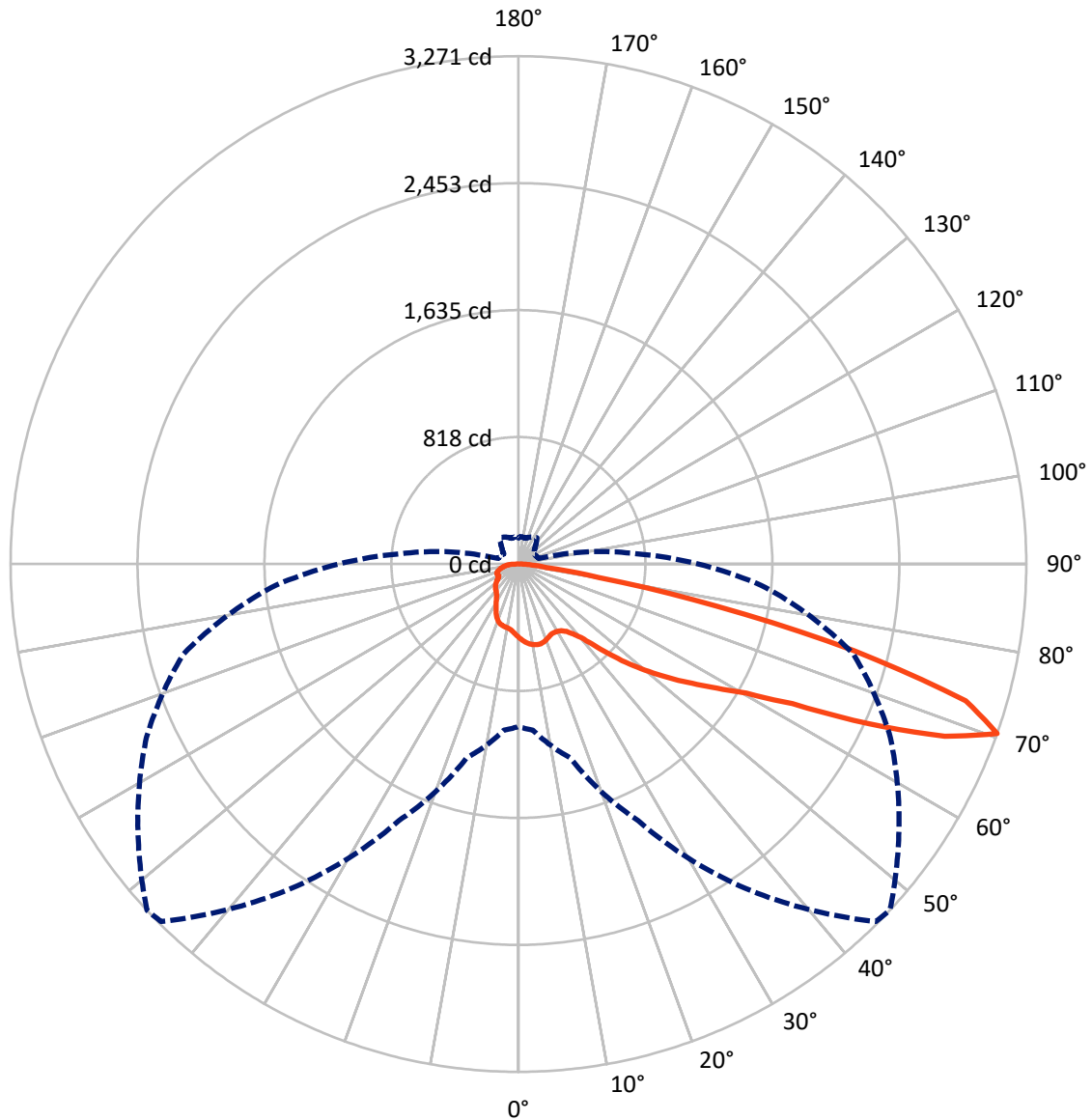


Based on 10 foot mounting height. Maximum calculated value = 5.5 fc
 Type IV - Short - Semi-Cutoff

REPORT NUMBER: P192349

CATALOG NUMBER: GLEON-AF-01-LED-E1-T4W-7050-600

Luminous Intensity Polar Plot



— Vertical Plane Through 47-Deg Lateral - - - Horizontal Cone Through 70-Deg Vertical

REPORT NUMBER: P192349

CATALOG NUMBER: GLEON-AF-01-LED-E1-T4W-7050-600

FLUX DISTRIBUTION:

		Downward	Upward	Total
House Side	Lumens	850.5	0.0	850.5
	% Fixture	20.9	0.0	20.9
Street Side	Lumens	3226.5	0.0	3226.5
	% Fixture	79.1	0.0	79.1
Total	Lumens	4077.0	0.0	4077.0
	% Fixture	100.0	0.0	100.0

Coefficient of Utilization

ZONAL LUMENS:

Zone	Lumens	% Fixture
0°-10°	45.3	1.1
10°-20°	133.0	3.3
20°-30°	196.4	4.8
30°-40°	285.4	7.0
40°-50°	513.7	12.6
50°-60°	889.9	21.8
60°-70°	1270.1	31.2
70°-80°	652.0	16.0
80°-90°	91.3	2.2
90°-100°	0.0	0.0
100°-110°	0.0	0.0
110°-120°	0.0	0.0
120°-130°	0.0	0.0
130°-140°	0.0	0.0
140°-150°	0.0	0.0
150°-160°	0.0	0.0
160°-170°	0.0	0.0
170°-180°	0.0	0.0
0°-90°	4077.0	100.0
0°-180°	4077.0	100.0



REPORT NUMBER: P192349

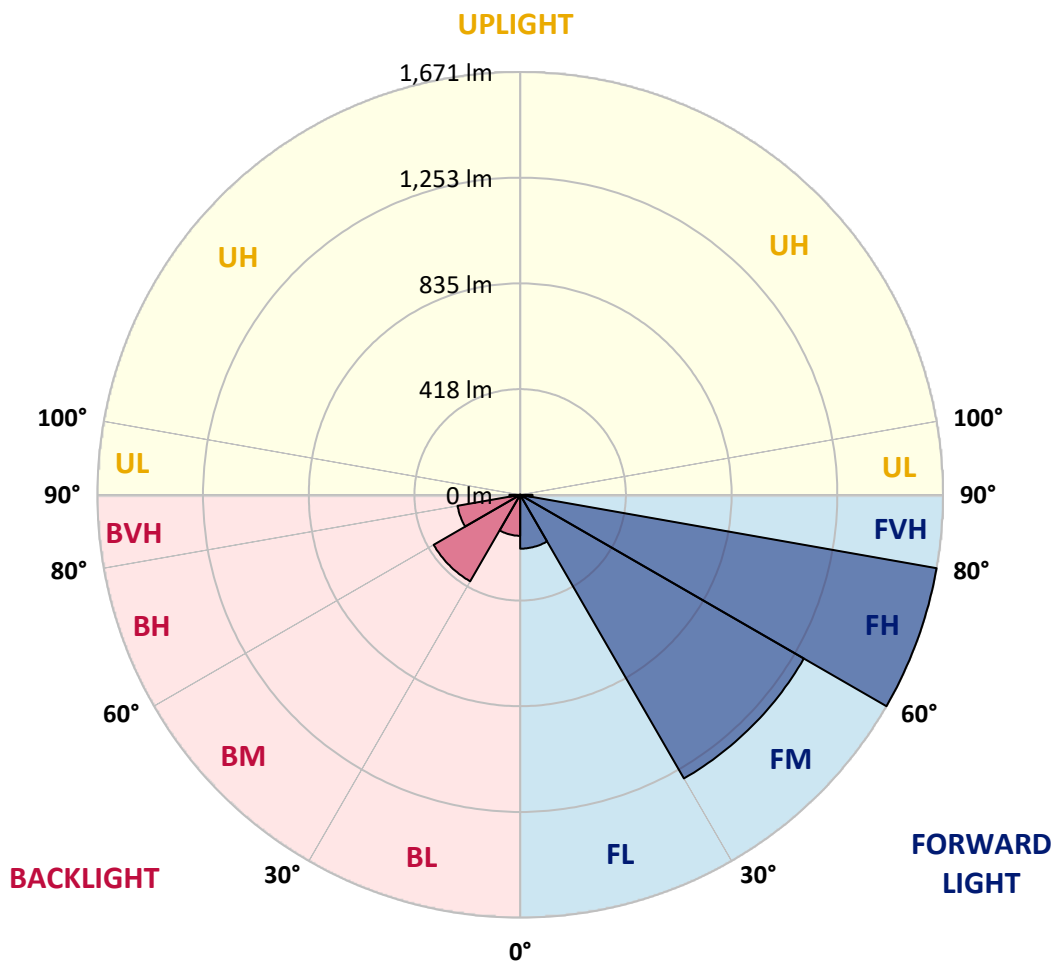
CATALOG NUMBER: GLEON-AF-01-LED-E1-T4W-7050-600

LUMINAIRE CLASSIFICATION SYSTEM LUMEN TABLE AND BUG RATING:

Zone	Lumens	% Fixture	Zone Rating/Lumen Limit		
			B	U	G
FL (0°-30°)	212.7	5.2			
FM (30°-60°)	1294.2	31.7			
FH (60°-80°)	1670.9	41.0			G1/1800
FVH (80°-90°)	48.7	1.2			G1/100
BL (0°-30°)	161.9	4.0	B1/500		
BM (30°-60°)	394.8	9.7	B1/1000		
BH (60°-80°)	251.2	6.2	B1/500		G1/500
BVH (80°-90°)	42.6	1.0			G1/100
UL (90°-100°)	0.0	0.0		U0/0	
UH (100°-180°)	0.0	0.0		U0/0	

BUG Rating: B1-U0-G1

Type IV Short





REPORT NUMBER: P192349

CATALOG NUMBER: GLEON-AF-01-LED-E1-T4W-7050-600

CANDELA DISTRIBUTION (FULL):

	0°	5°	15°	25°	35°	45°	47°	55°	65°	75°	85°
0°	473.1	473.1	473.1	473.1	473.1	473.1	473.1	473.1	473.1	473.1	473.1
2.5°	500.8	499.8	499.4	498.6	497.7	492.7	491.7	488.1	483.2	478.0	472.7
5°	533.8	533.6	531.4	527.4	521.1	510.1	507.6	498.8	487.1	475.8	464.5
7.5°	562.7	560.9	556.8	548.8	537.7	522.8	519.3	507.2	491.1	475.6	460.4
10°	583.9	582.9	573.8	562.9	548.4	532.0	527.8	514.3	496.7	477.0	458.0
12.5°	596.0	594.1	583.5	570.4	553.2	537.1	533.0	519.3	499.4	477.0	454.6
15°	595.2	593.9	583.3	569.1	551.6	537.5	533.8	520.1	498.8	475.0	450.2
17.5°	579.4	580.0	571.0	557.0	542.7	532.0	528.6	515.9	494.9	471.1	445.1
20°	551.6	554.4	548.4	535.9	528.0	520.7	518.5	507.8	488.7	465.3	439.5
22.5°	523.8	526.4	524.0	513.5	512.3	508.0	506.8	499.0	483.4	461.8	436.2
25°	503.4	505.8	505.4	496.3	499.8	499.6	498.6	494.9	482.2	461.8	436.8
27.5°	497.9	498.6	497.9	489.5	494.5	498.4	497.7	497.1	485.8	467.5	444.3
30°	516.9	515.7	509.6	492.7	497.3	502.8	502.0	502.4	496.5	482.6	461.2
32.5°	592.9	587.5	568.1	520.7	508.6	511.5	511.9	518.5	519.5	505.8	487.3
35°	706.5	700.6	675.4	595.6	543.7	533.4	533.4	543.3	549.2	539.1	528.0
37.5°	826.9	820.4	806.9	699.6	617.5	571.2	570.2	577.2	585.7	588.1	590.9
40°	963.8	956.8	960.6	816.2	720.4	636.9	622.8	617.9	640.9	656.1	678.3
42.5°	1113.5	1110.3	1111.7	946.1	837.6	735.1	715.0	689.5	717.2	744.4	791.0
45°	1252.2	1254.9	1253.6	1085.2	968.1	854.9	833.7	784.1	811.2	857.9	933.8
47.5°	1373.6	1362.1	1379.9	1237.1	1114.3	989.0	962.8	896.3	923.9	981.4	1110.0
50°	1520.9	1519.3	1493.2	1439.8	1291.0	1123.6	1089.3	1012.4	1055.2	1135.1	1331.9
52.5°	1675.8	1647.1	1623.1	1597.5	1478.5	1261.7	1219.6	1128.0	1209.5	1310.1	1602.4
55°	1707.6	1694.7	1724.4	1767.5	1659.2	1405.1	1356.1	1273.0	1383.3	1510.0	1914.5
57.5°	1775.4	1775.2	1836.7	1913.5	1845.2	1557.2	1507.8	1448.1	1578.6	1739.1	2245.7
60°	1821.2	1834.1	1948.4	2097.3	2027.9	1733.0	1687.5	1650.3	1800.8	1995.2	2554.3
62.5°	1845.2	1862.7	2018.6	2171.9	2286.2	2025.5	1980.1	1926.4	2094.7	2276.0	2734.8
65°	1745.5	1779.8	2007.7	2236.4	2512.3	2499.8	2479.3	2384.9	2462.3	2498.0	2669.6
67.5°	1469.4	1504.5	1769.9	2176.3	2673.7	2957.2	2961.5	2800.3	2688.4	2517.0	2244.5
70°	1046.9	1074.4	1294.0	1824.6	2550.7	3256.1	3270.9	2991.7	2643.4	2232.2	1568.1
72.5°	497.1	513.9	721.8	1187.5	2024.1	2983.3	3012.1	2747.3	2247.7	1652.6	855.5
75°	182.7	187.8	244.0	505.2	1174.0	2200.1	2234.0	1969.4	1490.0	822.7	325.9
77.5°	109.5	112.9	136.9	213.2	461.8	1257.5	1307.7	1071.1	651.2	306.2	160.3
80°	76.6	78.9	98.2	132.7	218.2	479.2	523.8	437.2	259.4	193.8	116.6
82.5°	51.8	53.0	69.0	89.7	145.0	171.2	184.7	194.4	174.9	144.2	74.0
85°	33.9	35.1	46.8	59.1	92.2	88.5	90.4	114.4	127.7	98.0	41.1
87.5°	19.4	20.2	28.2	31.5	45.2	37.5	37.9	60.3	81.7	66.0	25.0
90°	0.0	0.0	0.0	0.0	0.0	0.0	0.0	0.0	0.0	0.0	0.0



REPORT NUMBER: P192349

CATALOG NUMBER: GLEON-AF-01-LED-E1-T4W-7050-600

CANDELA DISTRIBUTION (continued):

	90°	95°	105°	115°	125°	135°	145°	155°	165°	175°	180°
0°	473.1	473.1	473.1	473.1	473.1	473.1	473.1	473.1	473.1	473.1	473.1
2.5°	471.3	468.7	462.9	459.4	456.0	455.2	453.8	453.6	453.4	453.4	452.8
5°	460.8	456.4	447.5	442.5	438.3	438.0	437.8	438.7	439.1	439.5	438.9
7.5°	454.0	448.1	437.0	429.8	424.9	423.7	425.7	430.2	433.2	434.4	433.8
10°	449.9	442.5	429.6	421.9	417.7	417.1	419.7	425.1	431.2	433.6	433.4
12.5°	445.1	436.8	423.1	414.9	412.6	413.8	417.1	422.1	428.4	432.2	432.4
15°	440.3	430.6	416.5	409.4	408.4	410.0	413.2	416.9	421.9	425.7	426.1
17.5°	434.6	424.5	410.4	403.0	402.2	403.0	403.2	405.2	408.4	412.0	413.0
20°	428.4	418.1	403.4	396.1	392.5	389.4	385.8	386.2	387.2	390.7	391.5
22.5°	424.1	413.8	398.1	388.0	378.4	368.9	361.8	360.8	361.2	364.2	365.2
25°	424.5	413.6	396.7	379.2	358.4	343.1	333.6	332.0	331.8	334.0	335.4
27.5°	432.2	421.3	401.9	370.3	336.6	314.0	303.9	302.7	301.1	301.7	303.3
30°	449.5	439.3	414.3	361.2	313.0	285.4	274.9	273.7	271.5	270.5	271.7
32.5°	477.6	469.3	432.6	352.5	289.4	261.0	250.3	247.7	246.3	245.2	246.1
35°	524.4	520.9	457.0	342.9	268.6	242.2	232.5	228.5	226.5	228.7	230.3
37.5°	597.8	599.8	488.9	328.1	252.5	229.7	221.6	217.0	214.0	215.8	217.6
40°	701.8	703.1	524.2	307.0	238.6	222.3	213.6	209.5	205.3	202.1	201.9
42.5°	838.2	824.1	558.9	284.2	222.5	217.8	208.1	202.9	196.6	187.8	186.1
45°	1000.1	950.7	585.3	258.1	204.5	212.2	201.9	194.8	184.9	175.3	174.3
47.5°	1186.5	1086.5	598.2	230.9	187.6	204.1	194.4	183.1	170.6	165.8	165.2
50°	1414.2	1247.8	604.4	204.5	173.0	193.4	183.5	170.2	159.7	158.7	158.1
52.5°	1673.5	1441.8	606.3	182.9	160.9	179.5	174.5	161.7	153.3	154.1	154.1
55°	1944.8	1642.1	579.4	167.2	149.8	165.2	168.6	158.3	151.3	154.5	155.7
57.5°	2193.9	1819.6	494.5	155.1	139.2	154.3	166.4	161.5	156.7	169.6	170.4
60°	2385.1	1924.6	369.3	144.2	131.5	150.5	172.2	173.6	174.7	205.5	209.7
62.5°	2425.2	1889.7	253.9	135.7	127.9	153.7	182.7	182.9	181.5	202.9	205.5
65°	2241.3	1668.9	184.7	130.9	125.0	159.5	191.6	187.4	178.3	194.6	189.8
67.5°	1780.0	1257.3	153.7	127.3	120.6	159.1	201.1	191.6	176.5	190.6	182.9
70°	1155.4	760.3	136.9	124.4	115.4	151.5	206.7	191.2	171.4	177.3	168.2
72.5°	563.7	340.0	125.6	120.0	110.1	141.0	206.5	187.6	166.0	165.6	160.7
75°	220.6	155.7	115.2	113.5	101.0	129.1	200.9	182.5	159.7	153.3	151.5
77.5°	129.1	111.1	102.1	103.7	90.0	117.2	192.8	173.6	150.9	143.4	141.4
80°	94.0	83.1	87.1	89.7	77.0	105.3	181.9	162.6	141.2	145.0	142.2
82.5°	60.3	53.6	70.6	73.2	64.1	93.2	170.0	151.1	127.5	115.8	113.1
85°	30.7	33.9	52.6	55.7	49.4	76.6	155.5	135.9	112.1	96.4	98.0
87.5°	17.3	23.2	33.5	37.5	34.9	58.9	126.1	112.1	91.4	74.4	65.5
90°	0.0	0.0	0.0	0.0	0.0	0.0	0.0	0.0	0.0	0.0	0.0

(END OF REPORT)